

# Participation Tracking and U (MBC)

Lee Hawthorne  
and Ken Schreihofner

# Agenda

Overview of the technology behind scanning at events

Lessons from the pilot year

Handout - what you need to know to get started

Questions

# What is it?

Event participation → myUMBC Events

Membership → PeopleSoft Extracurricular Activities

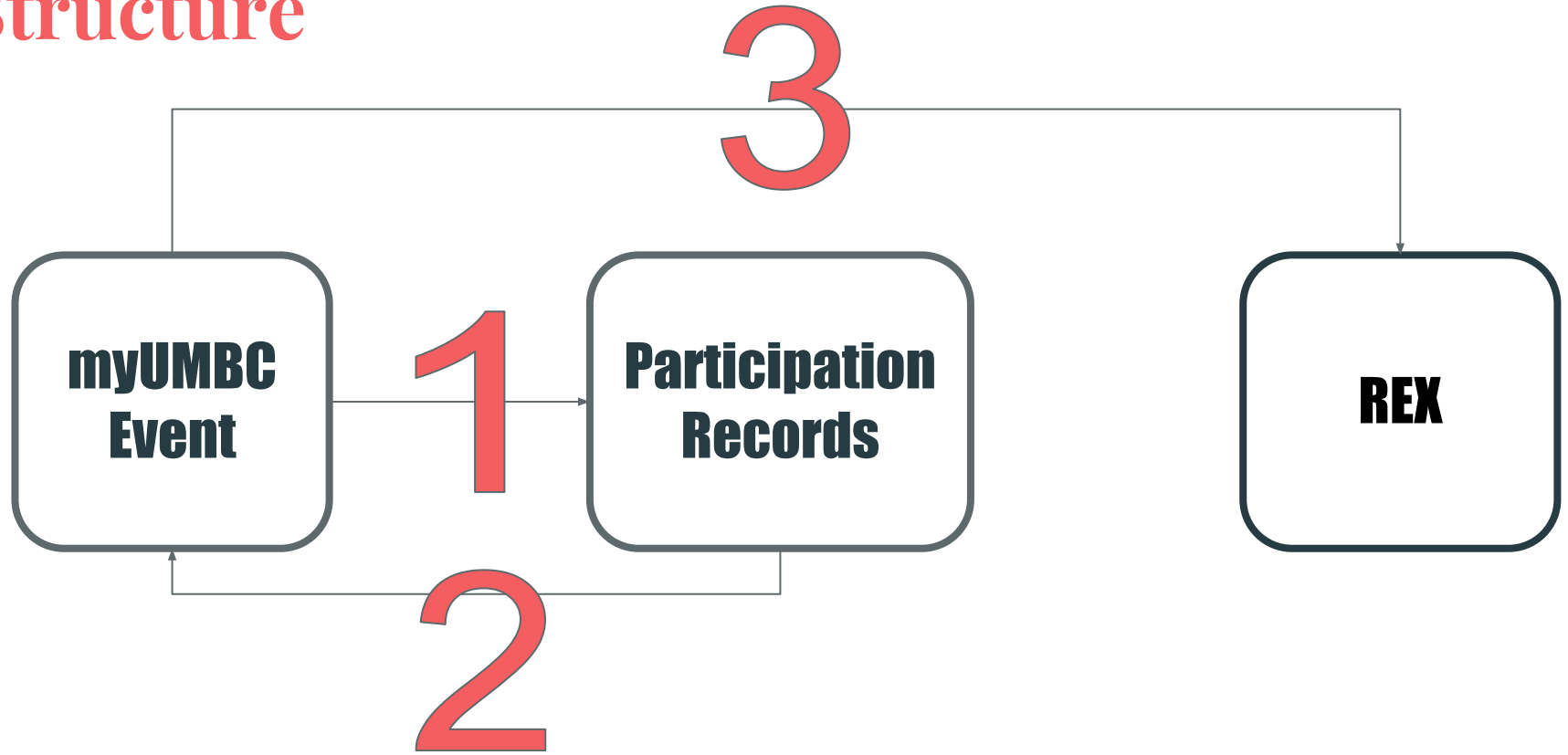
# Structure

**myUMBC  
Event**

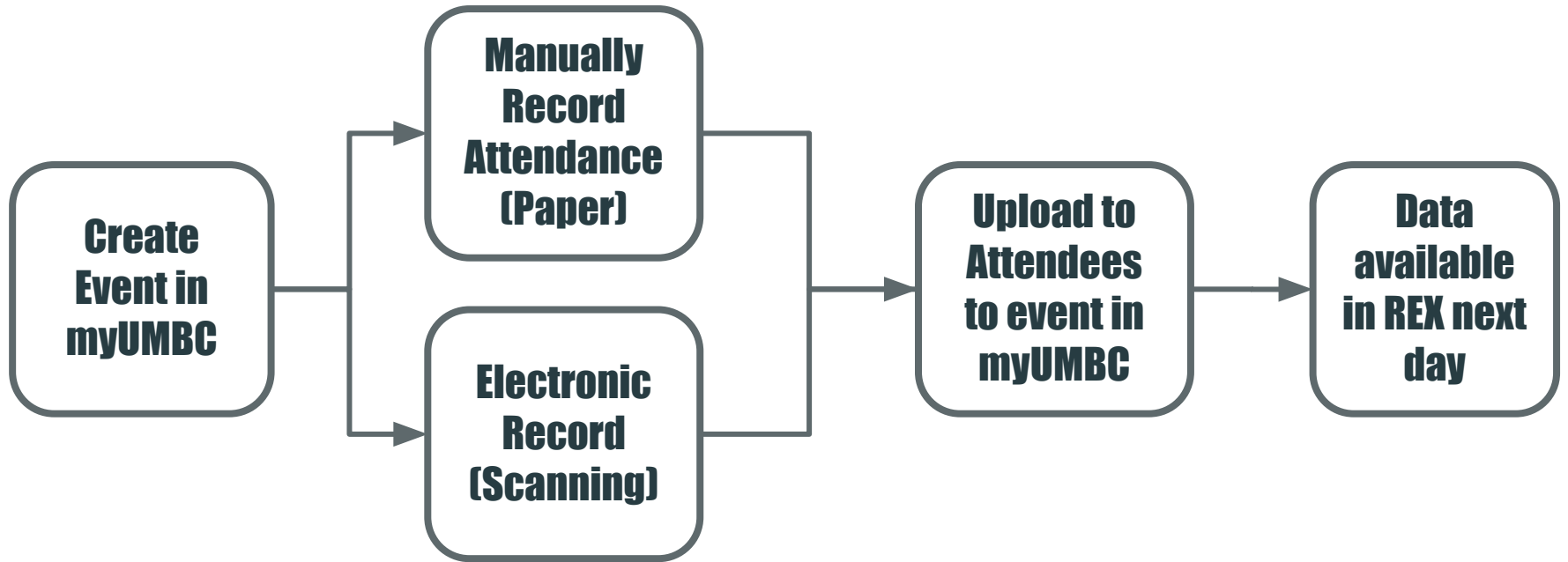
**Participation  
Records**

**REX**

# Structure



# Workflow




# Scan vs. Swipe

- Swipe used for Campus Card & Lenel

## Problems:

- Magstrips can be read and replicated
- Security issue to collect swipe
- Hurdles matching to a person



# Red Card Barcode

- Not going away soon
- Part of identity for all UMBC cardholders
- LIMS Number is encoded on the barcode
- Not a secret (written on the front of your card!)



# Reflections on the Pilot

- Student mentality about swiping at events
- Anticipate issues:
  - Don't want to show id, don't have id with them, alum, community member, etc
  - Really large scale event
  - Smaller event and feels not appropriate to ask for id
- Need to standardize the tags - work with staff to develop the tags
- Helpful to have a technology savvy person in the department to manage the data load from the scanner to the myUMBC event
- Excited about the data we will have access to and our ability to better know who is coming to our events and who we are not reaching

# Show & Tell...Next Steps

Next steps:

Train your staff on how to create an event and swipe at the event

Identify a staff person to be a champion/helper for tracking attendance at events and who can develop the list of tags for the events

Identify staff person to run technical pieces of swipe process and have them attend the training