



## Notes a mess?

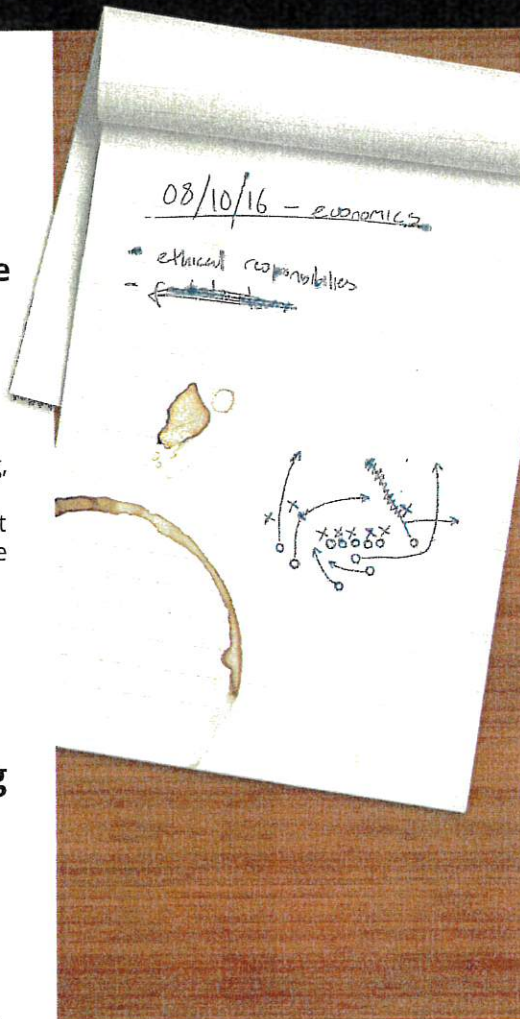
Worried you won't be able to prepare properly for exams?

If you want the top grades demanded by your dream employer, you'll need richly detailed notes to revise from before exams.

The problem is that brilliant notes are seriously tricky to take. There's simply too much to do at once: listening, thinking, summarizing, scribbling away like a maniac... You might be left with notes that make little sense and miss out big chunks of important information.

**Sonocent is your secret weapon for brilliant note taking**

Sonocent's award-winning software has helped over **120,000** students at colleges including UC Berkeley and UCF take super useful notes from class. For many it's meant a big jump in GPA, often over a single semester\*.



Here's what your notes could look like without Sonocent

*"I was really worried about my grade in the first class where I used Sonocent for note taking. But I ended up getting 96%, and I think a big part of that was down to the software."*

**Leah Nelson**

Music major, Augsburg College,  
Minneapolis

**Flip this leaflet over** to read how Sonocent will help you up your note-taking game, leaving you far better prepared for exams.



[www.sonocent.com](http://www.sonocent.com)

 @sonocent

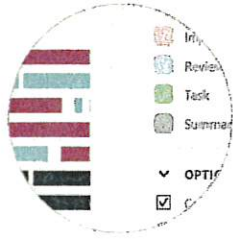




# How will **Sonocent** help me take brilliant notes?


Sonocent breaks the process of taking notes into manageable stages, enabling you to **focus on listening and understanding** in class rather than scribbling or typing. With the software, you can capture, edit, review, and utilize all your information

on a topic in one highly visual and interactive workspace. The study resources you create will be a godsend in the lead up to exams and can also form the basis of assignments, research projects, presentations, and more.




## Step 1 Record your class with Sonocent

- **Open** the software on your laptop or mobile device
- **Import** the professor's slides if they've been made available (desktop only)
- Hit the **record** button when the professor starts speaking
- When you hear something important mark it up in **color** (Sonocent visualizes phrases of recorded speech as editable chunks)
- Break your recording into **sections** whenever the professor moves on to a new topic



## Step 2 Add more detail to create a super study resource

- **Open** your file on your computer
- Go **straight** to the moments you highlighted in class - no fast forwarding or rewinding
- Type **notes** alongside your recording or take dictations
- Add **links** to reference material and images from your computer
- **Export** your audio, text, and images as a text document, video, or music album and use for revision and assignments



**87%**  
of student  
users think that  
Sonocent has  
improved their  
grades\*\*

Want to up your note-taking game and aim for higher grades?

Visit



to discover how to get hold of a copy of Sonocent software for yourself.

\*80% of students at University of Nevada, Reno, allocated Sonocent software for note taking improved their GPA by an average of 2 points over a single semester

\*\*Statistic taken from a June 2016 survey of 929 Sonocent users

[www.sonocent.com](http://www.sonocent.com)

 @sonocent

